



CONTACT

Market information
industryprojects.business@lynx
ogroup.com

Measuring systems cables according to LENZE standard for fixed installation, PVC jacket, resistant to oils, flame retardant

STANDARDS

Product UL and CSA listing

NORMATIVE REFERENCES

Oil resistant

IEC 50363-4-1

Flame retardant

IEC 60332-1-2

FT1

UL 1581

EN 50265-2-1



Operating temp.
-25 ... 80 °C



Oil resistance
EN 50363-4-1



Flame retardant
IEC/EN 60332-1-2; FT1; UL 1581 FT1

CHARACTERISTICS

Construction characteristics

Conductor material	Tinned copper
Insulation	Polyolefin
Insulation colour	See Tab
Individual screen	Tinned copper braid
Lay Up	Please request detailed data sheet
Taping	Non woven tape
Outer sheath	PVC
Sheath colour	Green RAL 6018





Electrical characteristics



Rated Voltage Uo/U	300 V
Test voltage	1500 V

Usage characteristics

Field of application	Static
Minimum Bending Radius during installation	7.5 (xD)
Operating temperature, range	-25 ... 80 °C
Oil resistance	EN 50363-4-1
Flame retardant	IEC/EN 60332-1-2; FT1; UL 1581 FT1

PRODUCT LIST

Reference	Country Ref.	Name	Construction type	Nominal outer diameter [mm]	Copper content [kg/km]
 10554295	13-MYE17Z10R-V1	13-MYE 4x (2x0.14C) + 1x (2x1.0C)	4x(2x0.14)C+1x(2x1)C	11.0	65
 10554303	13-MYE26Z09R-V1	13-MYE 3x (2x0.14)C +(3x0.14)C	3x(2x0.14)C+(3x0.14)C	8.9	37
 13-MYE21Z08R-V1	13-MYE21Z08R-V1	13-MYE 3x (2x0.14)C+2x (0.5)C	3x(2x0.14)C+2x(0.5)C	9.3	42
 13-MYE21Z14R-V1	13-MYE21Z14R-V1	13-MYE 3x (2x0.14)C +4x0.14+2x (2x0.5)C	3x(2x0.14)C+4x0.14+2x(2x0.5)C	12.0	76

 = Make to order,  = In stock,